



Prescription Compliance Report



The OPCM Model: Opioid Prescription Risk Management

A CLINICALLY PROVEN SOLUTION TO REDUCE HEALTHCARE COST

Opioid prescribing has become a more complex pain management challenge; however, 80% of opioids are prescribed by general practitioners and family practice physicians not formally trained in pain management.

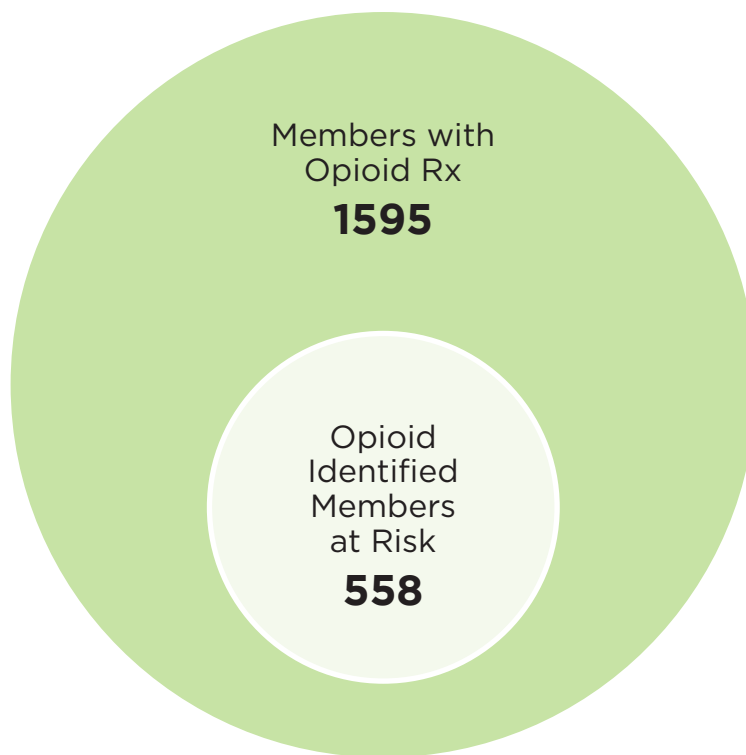
By identifying these prescribers and providing tools, resources, and support, OPCM helps these prescribers comply with CDC prescribing guidelines.

Using claims data analytics, OPCM's approach is unique in that it addresses not only high-risk members, but also "rising risk" members; the 20-30% of the opiate population that are likely to become high-risk members if not managed.

PRESCRIPTION COMPLIANCE REPORT INDICATORS INCLUDE:

- Compliant prescribing and usage
- Chronic medical indicators
- Withdrawal syndrome indicators
- Algorithm conformance indicators
- Medication assisted treatment (MAT) indicator
- Catastrophic event risk indicators

14,000 Member Example



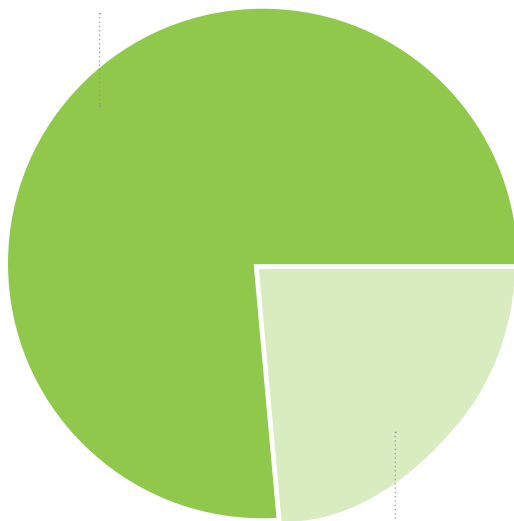
35% PERCENT OF MEMBERS WITH AN OPIOID
PRESCRIPTION THAT ARE AT RISK

Prescriber and Pharmacy Analysis

PRESCRIBERS

Providers with Opioid Rx
 N = 758

Providers with
 Opioid Rx
 Indicator: 579 (76%)

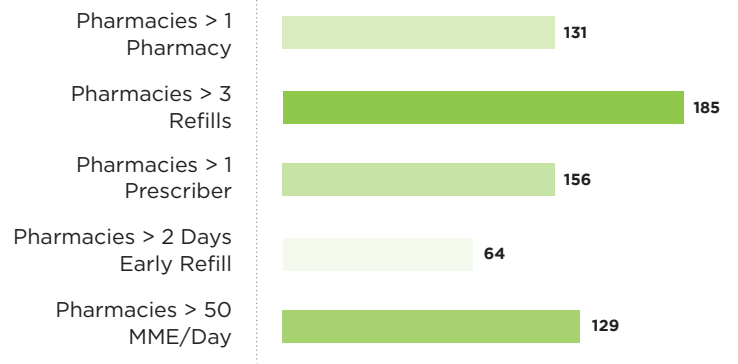


Providers with
 Opioid Rx, but
 No Indicator: 179
 (24%)



PHARMACIES

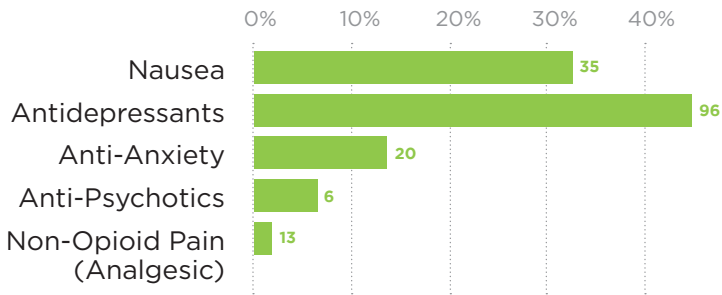
Pharmacies That Dispensed Opioid Rx
 N = 322



Rising Risk Factor Analysis

MEMBER WITH OPIOID RX

Withdrawal Syndrome Indicators (WSI)

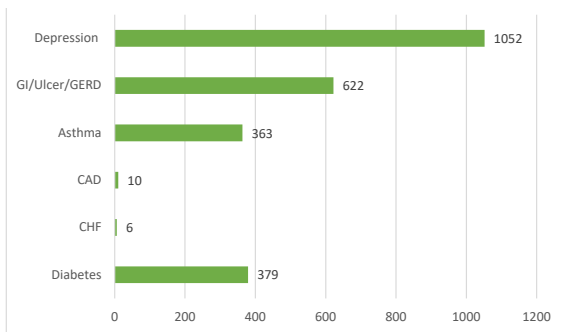


171 RISING RISK MEMBERS THAT
ARE/OR LIKELY TO BECOME HIGH

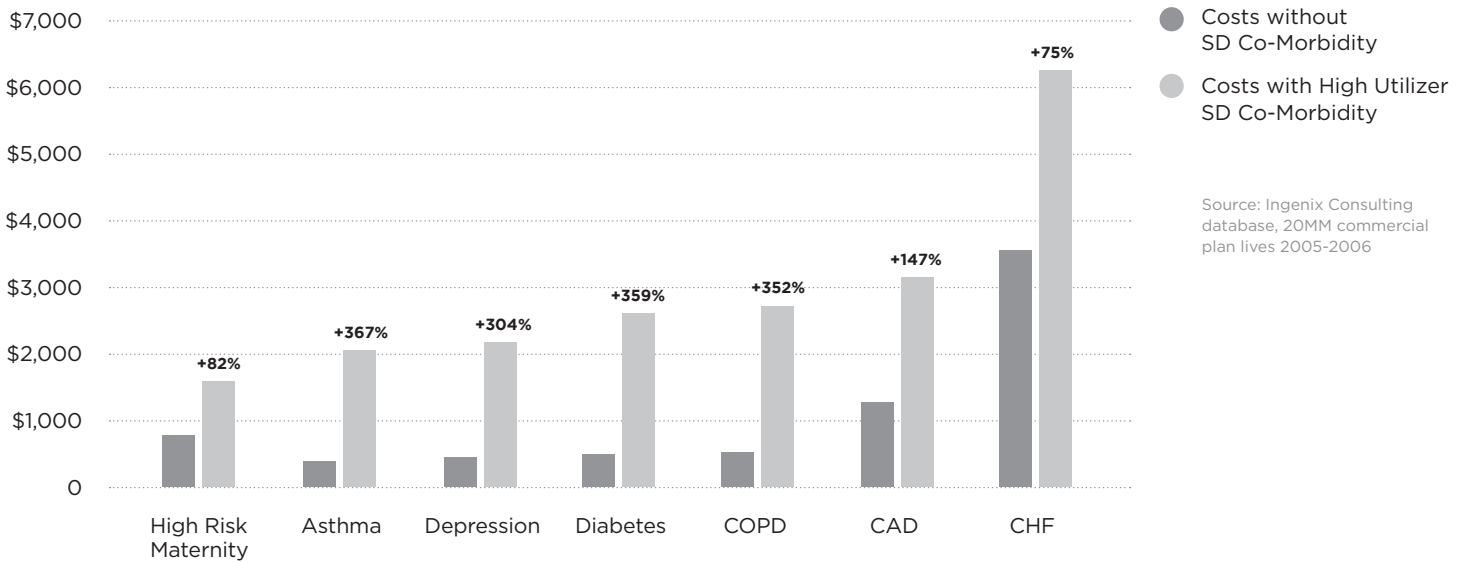
Chronic Medical Rising Risk Factor Analysis

MEMBER WITH OPIOID RX

Chronic Medical Indicators



IMPACT OF CHEMICAL DEPENDENCE – CHRONIC MEDICAL



144 RISING RISK MEMBERS THAT COULD BECOME HIGH RISK

Identified Member Analysis

OVERVIEW OF THE MEMBERS

Client

Date Range

Identified Members	558
Severe Risk	15%
Moderate Risk	61%
Controlled Risk	24%

Risk Factors	Risk Multiplier
≥ 3 Opioid Prescriptions	1.96
> 3 Opioid Prescriptions	7.34
Early Opioid Refills	3.31
Daily MME Dose = 20 to 50	1.4
Daily MME Dose = 50 to 100	3.7
Daily MME Dose > 100	8.9
Opioid Rx + Antipsychotic	2
Opioid Rx + Hypnotic	2.51
Opioid Rx + Benzodiazepine	5
Multiple Prescribers	2.14
Multiple Pharmacies	1.83
Sex (Male)	1.71

The risk factor multipliers that OPCM uses indicate the increased odds of an individual abusing an opioid prescription, based on several criteria. These odds are based on information printed in the American Journal of Managed Care and The Journal of The American Medical Association, and from the CDC Guidelines for Prescribing Opioids for Chronic Pain.

- Catastrophic Risk (Multiplier > 15)
- Severe Opioid Risk (Multiplier > 8)
- Moderate Opioid Risk (Multiplier = 4 - 8)
- Controlled Opioid Risk (Multiplier < 4)

			Catastrophic Risk	Severe Risk	Moderate Risk	Controlled Risk
Employee	333	64.5%	3	46	208	82
Spouse	153	29.7%	5	27	88	35
Dependent	30	5.8%	0	3	19	8
Male	196	38%	5	34	111	54
Female	320	62%	3	50	204	71
Male Employee	53	10%	1	5	31	16
Female Employee	280	54%	2	41	177	66
Male Spouse	121	23%	4	23	66	31
Female Spouse	32	6%	1	4	22	4
Male Dependent	22	4%	0	1	14	7
Female Dependent	8	2%	0	2	5	1

PHYSICIAN STAR REPORT



Client:

Date Range:

★	★	★	★	Acute opioid with less than two risk factors
★	★	★		Acute opioid with two or more risk factors
★	★			Chronic opioid with less than two risk factors
★				Chronic opioid with two or more risk factors

Risk Factors
Multiple Opioid Refills
Early Opioid Refills
High Opioid Dosage
Multiple Providers
Multiple Pharmacies
Opioid Rx + Benzodiazepine Rx
Opioid Rx + Hypnotic Rx
Opioid Rx + Antipsychotic Rx

Prescriber_NPI	★	★	★	★	NAME Last, First	Risk Factors Present
****52342	★				#####, #####, MD	BenzoCombo, EarlyRefill, Male, MME50To100, MMEGT20ForNDays, PharmaciesGT1, PrescribersGT1, RefillsGTEQ3
****09766	★				#####, #####, MD	BenzoCombo, EarlyRefill, Male, MME50To100, MMEGT20ForNDays, PharmaciesGT1, PrescribersGT1, RefillsGTEQ3
****52342	★				#####, #####, MD	BenzoCombo, EarlyRefill, Male, MME50To100, MMEGT20ForNDays, PharmaciesGT1, PrescribersGT1, RefillsGTEQ3
****39630	★				#####, #####, DO	BenzoCombo, EarlyRefill, Male, MME50To100, MMEGT20ForNDays, PrescribersGT1, RefillsGTEQ3
****99072	★				#####, #####, MD	BenzoCombo, EarlyRefill, Male, MME50To100, MMEGT20ForNDays, PrescribersGT1, RefillsGTEQ3
****58502	★	★			#####, #####, MD	BenzoCombo, RefillsGTEQ3
****73231	★	★			#####, #####, DO	BenzoCombo, RefillsGTEQ3
****55184	★	★			#####, #####, MD	EarlyRefill, Male, RefillsGTEQ3
****82258	★	★			#####, #####, DDS	EarlyRefill, RefillsGTEQ3
****98120	★	★			#####, #####, ARNP	EarlyRefill, RefillsGTEQ3
****76998	★	★			#####, #####, DO	EarlyRefill, RefillsGTEQ3
****34227	★	★	★		#####, #####, ARNP	BenzoCombo
****48422	★	★	★		#####, #####, MD	BenzoCombo
****37611	★	★	★		#####, #####, MD	BenzoCombo
****07836	★	★	★		#####, #####, MD	BenzoCombo
****85972	★	★	★		#####, #####, DO	BenzoCombo
****47834	★	★	★		#####, #####, DO	BenzoCombo
****52342	★	★	★	★	#####, #####, DDS	Male
****00494	★	★	★	★	#####, #####, DO	Male
****33902	★	★	★	★	#####, #####, DO	Male
****69523	★	★	★	★	#####, #####, MD	Male
****73853	★	★	★	★	#####, #####, ARNP	Male
****33902	★	★	★	★	#####, #####, MD	Male

Catastrophic Member Analysis

INSIGHT INTO HIGH RISK POPULATION

A catastrophic member, for the purposes of this report, is defined as an individual member with a risk score of 15x or greater.

Client had a total of 8 high catastrophic members in the quarter.

Catastrophic Member Claimants by Year* (single claim \geq \$100,000)



*Opioid overdose that results in an ER and ICU stay. The average cost is \$92,408 in 2015. This is a 58% hike from 5 years earlier; the most recent study was completed in 2017.

Projected Cost Savings Based on Case Study



CASE STUDY - 2019

Plan with 10,000 Members Analyzed



COST PROFILE:

\$17,152 Cost Per High Risk Member to Health Plan

\$3,856 Average Individual Cost to Health Plan



IDENTIFIED MEMBERS:

486

At Risk Opioid Activity



CLINICAL PROFILE:

Rising Risk Indicators

- Anxiety
- Depression
- Insomnia
- GI Distress
- Chronic prescriptions



IDENTIFIED MEMBER PROFILE:

- Call in Sick 3x More Often
- Call in Late 3x More Often
- 2x more likely to separate
- 5x more likely to file Work Comp Claim
- 4x More likely to have a Worksite accident

SOURCE: CALIFORNIA WORKER'S COMPENSATION STUDY.

Case Study Results

BREAKDOWN OF THE ACTIVE IDENTIFICATION AND ENGAGEMENT PROCESS - THRU END OF 2019

